MODEL	INLET AIR FLOW (SCFM)	DIMENSIONS, INCHES (MM)											CONNECTIONS (NPT)	REFRIGERANT	ELECTRICAL	WEIGHT Lb.(kg.)
		A	B	C	D	E	F	G	H	I	J	K				
DFX1.2	100	3.41 (86.5)	4.97 (126.2)	6.75 (172)	19.25 (489.2)	14.28 (363)	28 (711.2)	12.75 (324)	30.75 (781.3)	5.56 (141.2)	19.28 (490)	29.19 (741.2)	1"	R-134a	115V/1PH/60Hz	147 (66.5)
DFX2.1	200	4.86 (123.5)	7.86 (199.6)	3.63 (92)	24.38 (619.2)	17.44 (443)	29.97 (761.2)	15.91 (404)	37.85 (961.3)	3.39 (86.2)	29.53 (750)	36.27 (921.2)	2"	R-407c	230V/1PH/60Hz	217 (98.5)
DFX4.1	400	4.86 (123.5)	8.58 (218)	8.34 (212)	25.56 (649.2)	19.41 (493)	35.88 (911.2)	17.88 (454)	43.75 (1111.3)	3.39 (86.2)	35.44 (900)	42.17 (1071.2)	2"	R-407c	230V/1PH/60Hz	335 (152)

NOTE: PRIMARY DIMENSIONS ARE INCHES & DIMENSIONS IN BRACES ARE METRIC

SERVICE :

COMPRESSED AIR

OPERATING CONDITIONS :

MAXIMUM INLET AIR PRESSURE – 232 PSIG
MINIMUM INLET AIR PRESSURE – 43.5 PSIG
RATED INLET AIR TEMPERATURE – 100 °F
MAXIMUM INLET AIR TEMPERATURE – 122 °F
MINIMUM INLET AIR TEMPERATURE – 39 °F
RATED AMBIENT AIR TEMPERATURE – 100 °F
MAXIMUM AMBIENT AIR TEMPERATURE – 113 °F
MINIMUM AMBIENT AIR TEMPERATURE – 36 °F

SPECIFICATIONS :

CONDENSER TYPE – AIR COOLED
DRAIN TYPE – ELECTRONIC AUTO DRAIN V/V
EXPANSION DEVICE – CAPILLARY TUBE

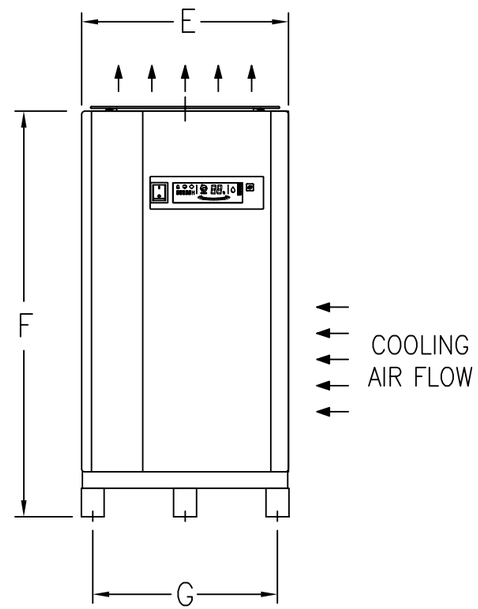

FRONT VIEW

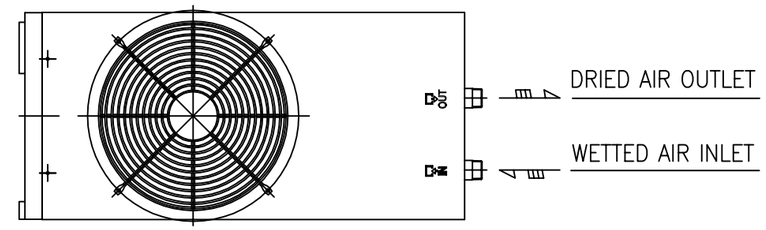

TOP VIEW

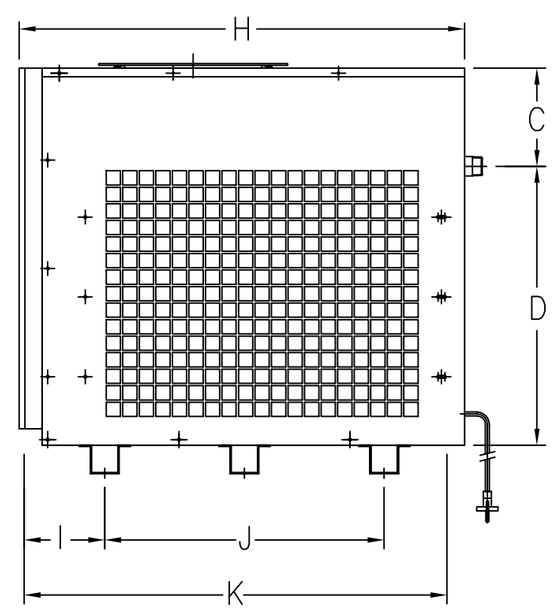

RIGHT SIDE VIEW

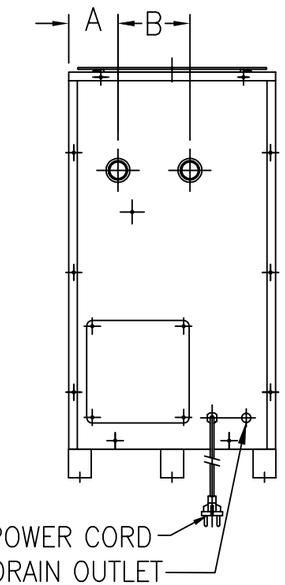

REAR VIEW

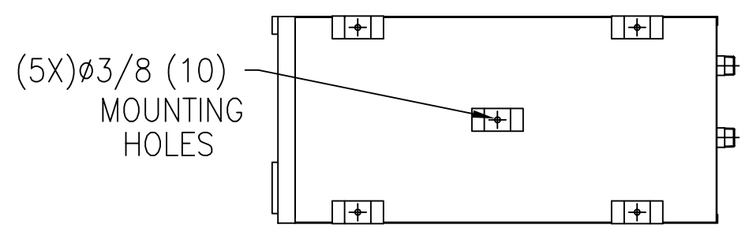

FOOT PRINT

REV.	DESCRIPTION	BY	DATE	APPROVED

REVISION HISTORY (△ INDICATES LATEST REVISION)

UNLESS OTHERWISE SPECIFIED
DIMENSIONS ARE IN INCHES
TOL. ON FRACTIONS: ±
TOL. ON DECIMALS: ± (2 PLACE)
TOL. ON DECIMALS: ± (3 PLACE)
TOL. ON ANGLES: ±
THIRD ANGLE PROJECTION

FILER NO.
DRAWN BY: NLC
DATE: 5/23/17
CHECKED BY: NLC
DATE: 5/23/17
APPROVED BY: NLC
DATE: 5/23/17

Deltech®

GENERAL ARRANGEMENT
DFX 1.2, DFX 2.1, DFX 4.1

SIZE B | DWG. NO. GA03DEL-0060 | REV.
SCALE: NONE | EST. WT. | SHEET 1 OF 1